




## Felt Wall Reveal



Felt Wall Reveal uncovers a new spin on standard felt panels. The top layer is routed out to reveal a different color underneath, providing subtle yet intriguing visual interest to your space. The installation? The world's easiest panel installation: Mode Peel n Stick. Need to cancel even more noise or want a smaller amount of panels? We're a step ahead. Felt Wall Reveal has the ability to use our panel standoffs to significantly increase the NRC value.



# Specifications

## Product Felt Wall Reveal

<b>Content</b>	100% Polyester (PET) with a minimum of 60% recycled content
<b>Thickness</b>	24mm
<b>Size</b>	23.5" x 23.5"
<b>Weight</b>	.7 lbs/per sq ft
<b>Edge Options</b>	Exposed felt
<b>Sound Performance</b>	ASTM C423-17: NRC = 0.50
<b>–Fire Performance</b>	Product made from Class A PET felt material tested under ASTM-84
<b>–Variations</b>	Mode Felt uses an industry standard felting process. Slight and consistent variations in color and “heathering” should be expected when using this sustainable material. Slight imperfections are within normal manufacturing tolerance and not visible in standard installations.
<b>Environmental</b>	Low VOC emissions, formaldehyde and phenol-free. Red List free.
<b>Maintenance</b>	Vacuum to remove any loose dirt or dust. You may use a soft or plastic bristle brush to loosen it. Avoid excess pressure. Compressed air can also be used to dust the material in difficult or large installations. If stains are present, you may saturate a lint-free cloth with a mild detergent or soap and water solution.
<b>Warranty</b>	10 years
<b>Unit of Sale</b>	Per unit, minimum order quantity: 8



# Designs

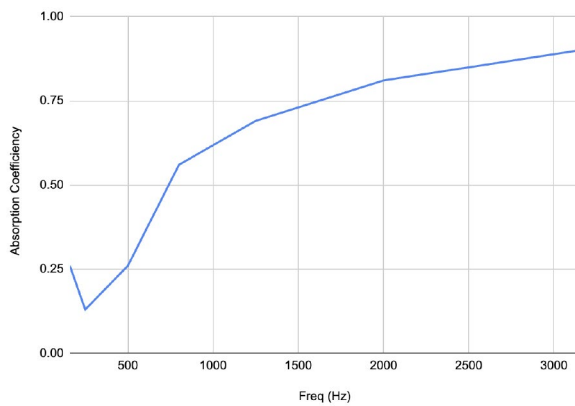


# Installation

Mode Peel n Stick for the easiest installation or contractor supplied construction adhesive.

## Test Results

Absorption Coefficiency vs. Freq (Hz)



Freq (Hz)	Absorption Coefficiency
160	0.26
250	0.13
500	0.26
800	0.56
1250	0.69
2000	0.81
3150	0.90
<b>NRC</b>	<b>0.50</b>

The Noise Reduction Coefficiency (NRC) is calculated as the arithmetic average of the absorption coefficients in the shaded bands only (250, 500, 1250 & 2000 Hz).

ASTM C 423-17: Type A Mounting - Test specimen laid directly against the test to simulate a typical wall installation.



# Standard Colors

acoustic felt

## Mode Acoustic Felt Reference Card

To request a felt tip card or replacement swatches, please email: [hello@modeacoustic.com](mailto:hello@modeacoustic.com)

<b>FROST</b> mode-01	<b>SMOKE</b> mode-02	<b>SLATE</b> mode-03	<b>WHITE OAK</b> mode-oak	<b>SAND</b> mode-13	<b>TOAST</b> mode-14
<b>PEBBLE</b> mode-04	<b>ASH</b> mode-05	<b>GRAPHITE</b> mode-06	<b>BIRCH</b> mode-birch	<b>FLAME</b> mode-15	<b>SUNSET</b> mode-16
<b>DUSK</b> mode-07	<b>SLATE BLUE</b> mode-08	<b>GROVE</b> mode-09	<b>BARN WOOD</b> mode-barn	<b>HARVEST</b> mode-17	<b>MEADOW</b> mode-18
<b>ARCTIC</b> mode-10	<b>DEEP</b> mode-11	<b>INK</b> mode-12	<b>WALNUT</b> mode-walnut		

modeacoustic.com | 800.222.1028 | [hello@modeacoustic.com](mailto:hello@modeacoustic.com)

## Special Order

<b>SUNFLOWER</b>	<b>SWEET PEA</b>	<b>GREEN BEAN</b>	<b>70'S DARK WASH</b>	<b>80'S ACID WASH</b>	<b>90'S FADED</b>
<b>TANGERINE</b>	<b>CAPPUCCINO</b>	<b>LATTÉ</b>	<b>SALT &amp; PEP</b>	<b>MARBLE</b>	<b>SNOW</b>
<b>ESPRESSO</b>	<b>ENZO</b>	<b>CHARCOAL</b>	<b>SHADOW</b>		