



Felt Ceiling Baffle Wave



For years, designers have searched for a ceiling solution that offers greater freedom and creative expression — and the Felt Ceiling Baffle-Wave from Mode Acoustic answers that call. With the ability to form dynamic, three-dimensional curves and interwoven configurations, Wave opens new possibilities in ceiling design. It's also incredibly lightweight — just a third the weight of traditional acoustic panels — making it easier to install and more efficient to ship. Crafted from recycled plastic bottles, it's 100% recyclable and naturally Red List compliant, making Wave as sustainable as it is visually striking.

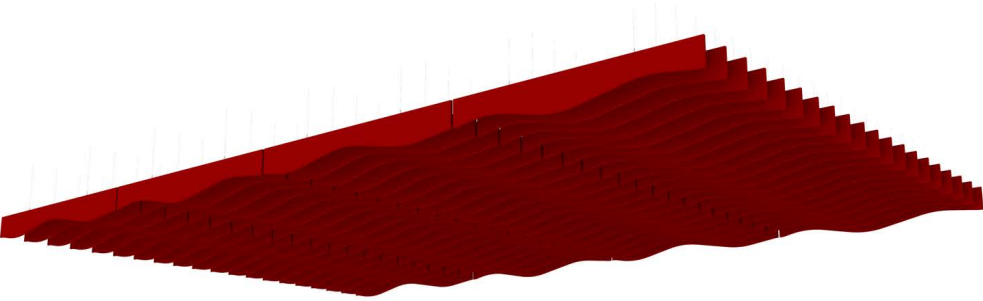
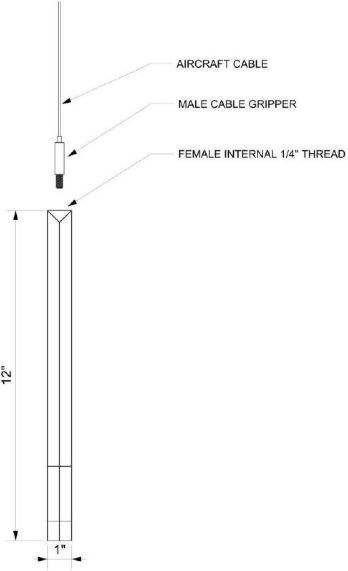
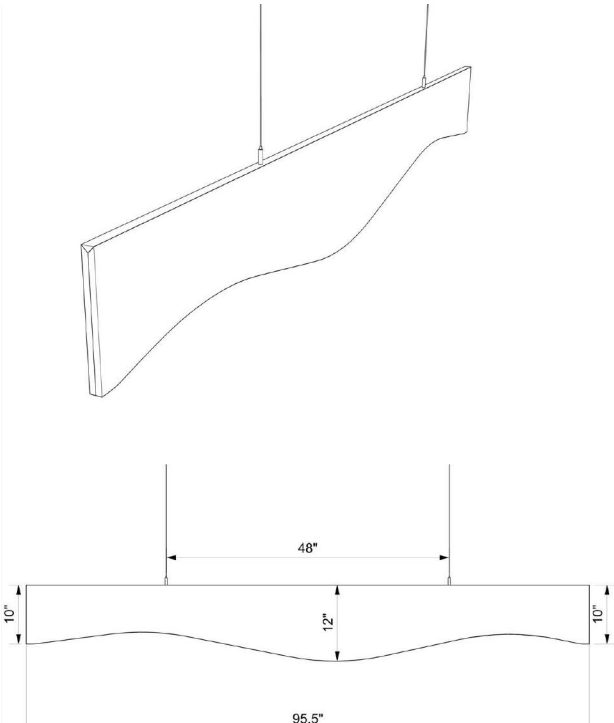
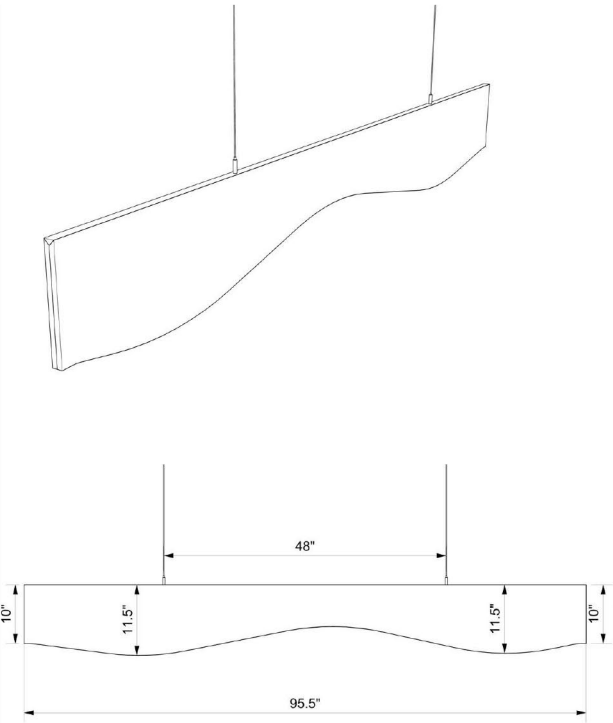
Specifications

Product Name	Felt Ceiling Baffle Wave
Content	—100% Polyester (PET) with a minimum of 60% recycled content
Thickness	24mm
Width	47.5” or 95.5”
Height	12” max height
Tolerance	1/32”
Weight	1.1lbs per sq ft
Edge	Exposed Felt
Sound Performance	ASTM C423-17: NRC = 0.80
Fire Performance	Product made from Class A PET felt material tested under ASTM-84
Variations	Mode Felt uses an industry standard felting process. Slight and consistent variations in color and “heathering” should be expected when using this sustainable material. Slight imperfections are within normal manufacturing tolerance and not visible in standard installations.
Environmental	Low VOC emissions, formaldehyde and phenol-free. Naturally Red List compliant.
Maintenance	Vacuum to remove any loose dirt or dust. You may use a soft or plastic bristle brush to loosen it. Avoid excess pressure. Compressed air can also be used to dust the material in difficult or large installations. If stains are present, you may saturate a lint-free cloth with a mild detergent or soap and water solution.
Warranty	10 years
Unit of Sale	Per unit

*Expected NRC

Designs

8 Foot



Standard Colors

acoustic felt

Mode Acoustic Felt

Reference Card

To request a felt tip card or replacement swatches, please email: hello@modeacoustic.com

FROST mode-01	SMOKE mode-02	SLATE mode-03	WHITE OAK mode-oak	SAND mode-13	TOAST mode-14
PEBBLE mode-04	ASH mode-05	GRAPHITE mode-06	BIRCH mode-birch	FLAME mode-15	SUNSET mode-16
DUSK mode-07	SLATE BLUE mode-08	GROVE mode-09	BARN WOOD mode-barn	HARVEST mode-17	MEADOW mode-18
ARCTIC mode-10	DEEP mode-11	INK mode-12	WALNUT mode-walnut		

modeacoustic.com | 800.222.1028 | hello@modeacoustic.com

Special Order

SUNFLOWER	SWEET PEA	GREEN BEAN	70'S DARK WASH	80'S ACID WASH	90'S FADED
TANGERINE	CAPPUCCINO	LATTÉ	SALT & PEP	MARBLE	SNOW
ESPRESSO	ENZO	CHARCOAL	SHADOW		

Designs

4 Foot

